




















































Short-term forecast





























Today

12th July 2020

			 °C	 %	 hPa	 km/h	 mm/h	 °C
2 h		Sereno	19.1	91	1020.8	9.5 	0.1	19.4
3 h		Poco Nuvoloso	18.6	90	1020.7	10.0 	0.0	18.8
4 h		Nubi Sparse	18.4	87	1020.6	10.8 	0.0	18.5
5 h		Poco Nuvoloso	18.0	85	1020.6	10.7 	0.0	18.0
6 h		Nuvoloso	18.4	80	1021.1	10.0 	0.0	18.4
7 h		Nuvoloso	18.6	77	1021.4	9.2 	0.0	18.6
8 h		Nubi Sparse	19.5	72	1021.7	8.9 	0.0	19.5
9 h		Nubi Sparse	20.4	65	1021.8	9.5 	0.0	20.4
10 h		Nubi Sparse	21.9	59	1021.8	10.6 	0.0	21.9
11 h		Nuvoloso	22.9	56	1021.7	11.5 	0.0	22.9
12 h		Nubi Sparse	24.2	49	1021.8	12.2 	0.0	24.2
13 h		Poco Nuvoloso	25.3	45	1021.8	12.9 	0.0	25.3
14 h		Poco Nuvoloso	26.3	43	1021.7	12.9 	0.0	26.3
15 h		Poco Nuvoloso	27.2	40	1021.1	12.1 	0.0	27.2
16 h		Poco Nuvoloso	27.7	40	1020.4	10.8 	0.0	27.7
17 h		Sereno	27.6	41	1019.7	9.9 	0.0	27.6
18 h		Sereno	27.4	43	1019.8	9.8 	0.0	27.4
19 h		Sereno	26.6	48	1020.0	10.0 	0.0	26.6
20 h		Sereno	25.4	54	1020.3	10.0 	0.0	25.4
21 h		Sereno	23.8	59	1020.8	9.7 	0.0	23.8
22 h		Sereno	22.1	65	1021.2	9.1 	0.0	22.1
23 h		Sereno	20.9	71	1021.5	8.7 	0.0	20.9

Tomorrow







13th July 2020

			 °C	 %	 hPa	 km/h	 mm/h	 °C
0 h		Sereno	20.1	73	1022.0	8.6 ◀	0.0	20.1
1 h		Sereno	19.7	74	1022.6	8.7 ◀	0.0	19.7
2 h		Sereno	19.3	74	1022.6	8.5 ▶	0.0	19.3
3 h		Sereno	18.7	75	1022.6	7.5 ▶	0.0	18.7
4 h		Poco Nuvoloso	18.3	75	1021.5	6.2 ▶	0.0	18.3
5 h		Sereno	17.8	74	1021.2	5.4 ◀	0.0	17.8
6 h		Poco Nuvoloso	18.3	73	1021.3	5.6 ◀	0.0	18.3
7 h		Poco Nuvoloso	18.7	72	1021.4	6.3 ◀	0.0	18.7
8 h		Sereno	19.7	66	1021.7	7.3 ▼	0.0	19.7
9 h		Poco Nuvoloso	20.9	62	1021.7	8.7 ▼	0.0	20.9
10 h		Poco Nuvoloso	22.4	55	1021.5	10.5 ▼	0.0	22.4
11 h		Sereno	23.5	50	1021.2	11.7 ▼	0.0	23.5
12 h		Poco Nuvoloso	24.4	46	1020.8	11.7 ▼	0.0	24.4
13 h		Poco Nuvoloso	25.1	44	1020.2	10.9 ▼	0.0	25.1
14 h		Sereno	25.7	43	1019.5	10.2 ▼	0.0	25.7
15 h		Poco Nuvoloso	26.5	41	1018.9	9.6 ▼	0.0	26.5
16 h		Nubi Sparse	27.1	41	1018.0	9.0 ▼	0.0	27.1
17 h		Nubi Sparse	27.4	41	1017.3	8.2 ▼	0.0	27.4
18 h		Nubi Sparse	27.2	44	1017.0	7.2 ◀	0.0	27.2
19 h		Poco Nuvoloso	26.7	48	1016.6	6.0 ◀	0.0	27.1
20 h		Poco Nuvoloso	25.5	54	1016.6	5.3 ◀	0.0	25.5
21 h		Poco Nuvoloso	24.0	60	1016.7	5.0 ▶	0.0	24.0
22 h		Poco Nuvoloso	22.1	68	1017.0	5.3 ▶	0.0	22.2
23 h		Poco Nuvoloso	20.6	75	1017.2	5.6 ▶	0.0	20.7

Long-term forecast

		 °C	 %	 hPa	 km/h	 mm/h
Sun	 Poco nuvoloso durante il giorno.	28.0 / 17.7	64	1021.0	10.4	◀ 0.0
Mon	 Poco nuvoloso durante il giorno.	27.7 / 17.6	60	1019.8	7.8	◀ 0.0
Tue	 Poco nuvoloso durante il giorno.	28.1 / 17.1	64	1014.9	6.3	▲ 0.0
Wed	 Pioggia in mattinata.	25.9 / 17.5	73	1014.3	6.2	◀ 0.6
Thu	 Sereno durante il giorno.	26.1 / 16.7	80	1014.6	7.1	▶ 0.1
Fri	 Nubi sparse durante il giorno.	27.4 / 15.2	77	1015.3	8.4	▶ 0.1
Sat	 Sereno durante il giorno.	28.5 / 16.9	72	1015.7	7.7	▼ 0.1
Sun	 Sereno durante il giorno.	29.2 / 17.2	74	1017.9	7.2	▶ 0.0












Station averages

	 °C	 %	 hPa	 km/h	 mm/h	 °C
10 Jul	30.2 / 21.8	43.1	1012.7	0.3	0.0	30.2 / 22.6
11 Jul	27.6 / 20.7	49.0	1013.7	0.2	0.0	27.8 / 22.0
12 Jul	31.1 / 20.4	45.6	1013.5	0.3	0.0	30.7 / 21.4
13 Jul	32.3 / 21.5	41.3	1013.0	0.2	0.0	31.6 / 22.5
14 Jul	29.7 / 20.4	42.2	1013.8	0.4	0.0	29.3 / 20.5
15 Jul	27.4 / 17.2	51.9	1013.6	0.2	0.0	26.5 / 18.3
16 Jul	27.1 / 19.3	46.9	1015.6	0.5	0.0	26.7 / 20.0
17 Jul	31.6 / 19.5	40.5	1014.1	0.5	0.0	30.8 / 19.7
18 Jul	30.1 / 20.9	34.6	1015.0	0.2	0.0	29.2 / 20.3

Station extremes

	 °C	 %	 hPa	 km/h	 km/h	 mm/h	 °C
10 Jul	32.7 2017	73.0 2018	1016.0 2018	8.7 2018	14.0 2018	0.0 2017, 2018, 2019	33.3 2017
	21.0 2018	26.5 2019	1010.0 2018	-	-	-	21.7 2019
11 Jul	29.9 2017	87.0 2018	1016.0 2019	10.1 2018	14.0 2018	0.0 2017, 2018, 2019	31.0 2017
	19.4 2018	27.0 2019	1011.0 2018	-	-	-	20.1 2018
12 Jul	32.1 2017	75.0 2018	1016.1 2017	7.9 2019	10.1 2019	0.0 2017, 2018, 2019	32.5 2017
	19.8 2019	18.0 2019	1009.0 2019	-	-	-	20.0 2019
13 Jul	34.0 2017	69.0 2018	1019.0 2018	5.8 2019	16.9 2019	0.0 2017, 2018, 2019	34.2 2017
	21.0 2019	10.0 2019	1009.0 2019	-	-	-	20.6 2019
14 Jul	30.9 2018, 2019	87.0 2017	1019.0 2018	13.0 2017	16.3 2018	0.0 2017, 2018, 2019	31.6 2018
	18.8 2019	16.0 2019	1009.0 2019	-	-	-	17.9 2019
15 Jul	31.6 2017	89.0 2019	1018.2 2017	12.1 2018	16.9 2019	0.0 2017, 2018, 2019	30.4 2017
	15.2 2019	18.0 2017	1010.0 2019	-	-	-	16.0 2019
16 Jul	30.6 2019	77.0 2019	1021.9 2017	9.3 2018	13.4 2018	0.0 2017, 2018, 2019	29.3 2019
	17.3 2019	19.0 2019	1011.0 2018	-	-	-	18.2 2019
17 Jul	32.6 2018	82.0 2018	1022.9 2017	8.7 2018	13.0 2018	0.0 2017, 2018, 2019	32.4 2018
	18.2 2018	18.0 2018	1010.0 2019	-	-	-	19.2 2018
18 Jul	34.5 2018	54.0 2018, 2019	1020.9 2017	7.9 2019	13.3 2019	0.0 2017, 2018, 2019	33.3 2018
	20.3 2017	14.0 2018	1011.0 2019	-	-	-	19.2 2018

Almanac

					
12 Jul	05:47	21:11	924 min	516 min	
13 Jul	05:48	21:11	923 min	517 min	
14 Jul	05:49	21:10	921 min	519 min	
15 Jul	05:50	21:09	919 min	521 min	
16 Jul	05:51	21:09	918 min	522 min	
17 Jul	05:52	21:08	916 min	524 min	
18 Jul	05:53	21:07	914 min	526 min	
19 Jul	05:54	21:06	912 min	528 min	